




























2017-18 BOYS BASKETBALL TOP 25 SCORING LEADERS

www.parkerhodge.com

Statistician: Parker Hodge

As of: Final Reg Season

				CURRENT SEASON					VARSITY CAREER			16-17 SEASON			15-16 SEASON		
	Name	Year	School	GP	Pts	Avg	High	Low	Pts	High	Low	Pts	High	Low	Pts	High	Low
1	 Cole Northrop	Jr	Richland	20	387	19.35	31	10	998	41	0	461	41	5	150	18	0
2	 Jenner Norwood	Sr	Kennewick	20	383	19.15	40	8	700	40	0	317	29	5	0	0	0
3	 Connor Woodward	Jr	Hanford	20	350	17.50	35	5	611	35	0	261	27	0	0	0	0
4	 Garrett Paxton	Sr	Kamiakin	20	343	17.15	28	6	1,193	28	0	352	26	5	314	22	0
5	 Riley Sorn	Sr	Richland	20	320	16.00	26	10	721	30	0	356	30	2	45	10	0
6	 Matthew Kroner	Jr	Chiawana	16	227	14.19	30	3	369	30	0	132	21	0	10	4	0
7	 Tristan Smith	Soph	Southridge	17	238	14.00	24	4	336	24	0	98	13	0	0	0	0
8	 Diego Gutierrez	Jr	Pasco	20	278	13.90	28	3	661	28	0	214	18	4	169	21	0
9	 Dante Ragsdale	Sr	Southridge	19	250	13.16	26	0	262	26	0	12	0	0	0	0	0
10	 Cody Sanderson	Jr	Richland	18	233	12.94	23	7	467	23	0	194	20	0	40	13	0
11	 Taylor Kroll	Sr	Chiawana	17	204	12.00	25	1	328	25	0	124	18	3	0	0	0
12	 Garrett Streufert	Jr	Richland	20	233	11.65	20	5	421	20	0	186	14	2	2	2	0
13	 Anthony Jackson	Sr	Southridge	16	186	11.63	26	0	186	26	0	0	0	0	0	0	0
14	 Austin Penny	Sr	Chiawana	20	231	11.55	20	4	475	20	0	213	19	0	31	10	0
15	 Ayoni Benavidez	Soph	Kennewick	19	213	11.21	24	2	213	24	0	0	0	0	0	0	0
16	 Champ Grayson	Sr	Kamiakin	20	222	11.10	28	2	518	28	0	181	13	2	115	15	0
17	 Tyler Greene	Sr	WallaWalla	20	212	10.60	16	1	487	18	0	191	18	2	84	11	0
18	 Isaiah Mendoza	Sr	Kennewick	20	208	10.40	20	3	242	20	0	34	6	0	0	0	0
19	 Kashon Tate	Sr	Pasco	20	206	10.30	17	0	341	17	0	0	0	0	135	17	2
20	 Dylan Sullivan	Jr	WallaWalla	20	204	10.20	23	0	217	23	0	13	13	13	0	0	0
21	 Taylor Hamada	Jr	WallaWalla	20	196	9.80	27	2	206	27	0	10	10	10	0	0	0
22	 Ryan Wagar	Sr	Richland	20	180	9.00	14	1	370	14	0	143	13	0	47	10	0
23	 Garrett Horner	Jr	Hanford	20	172	8.60	23	0	234	23	0	62	10	0	0	0	0
24	 Blake Vander Top	Jr	Hanford	20	169	8.45	25	0	377	25	0	175	14	0	33	8	0
25	 Seth Schmidt	Soph	Chiawana	18	144	8.00	19	0	144	19	0	0	0	0	0	0	0